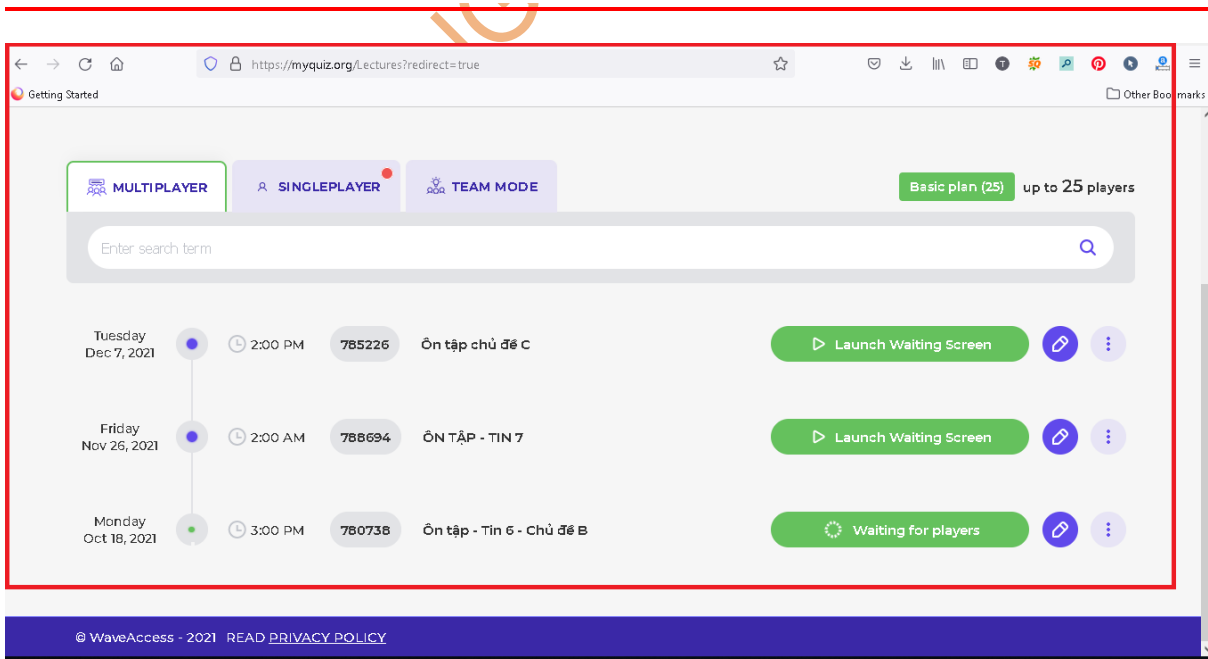
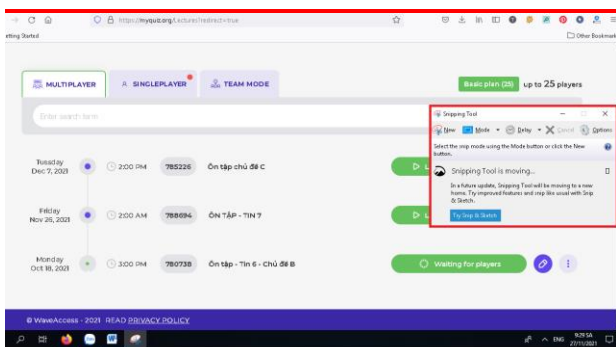
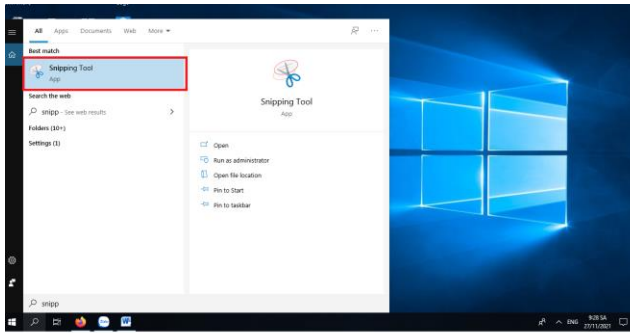
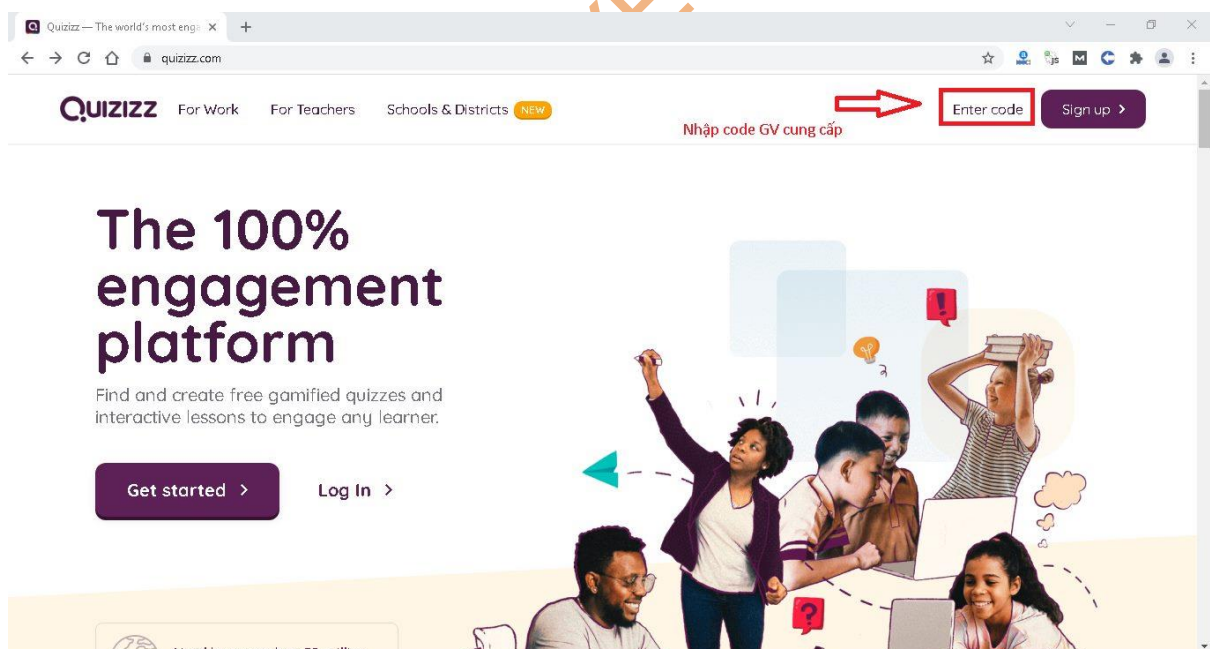
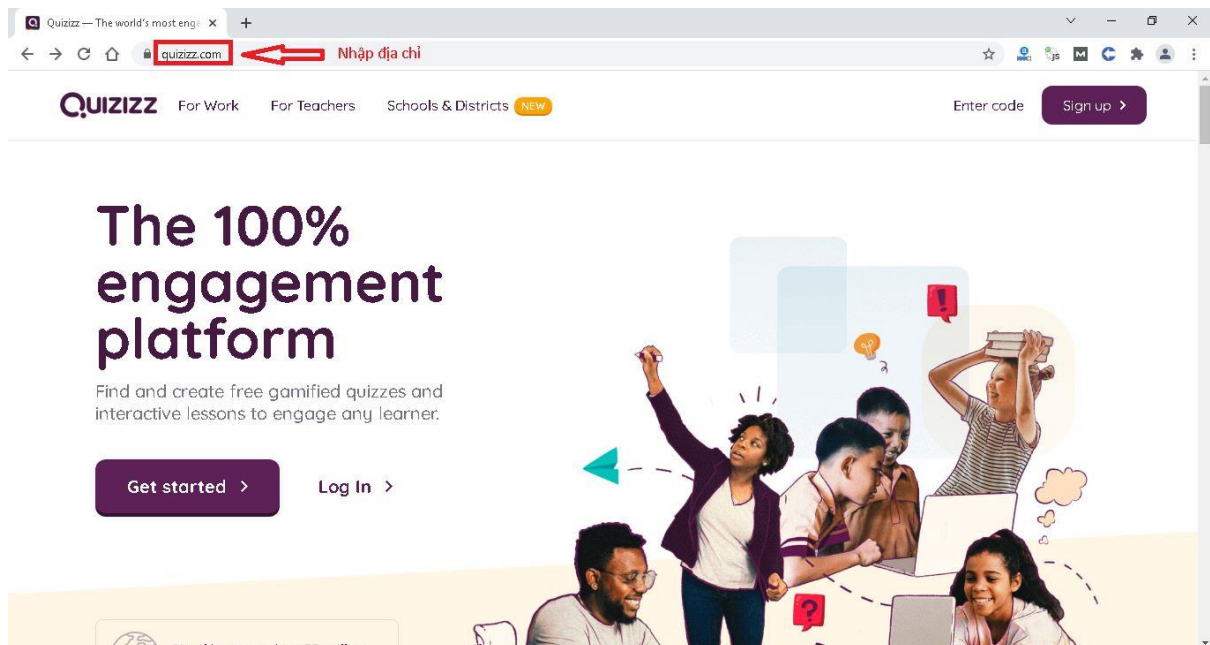


I. HƯỚNG DẪN CẮT HÌNH SNIPPING TOOL WINDOWS 10



II. HƯỚNG DẪN SỬ DỤNG QUIZIZZ

- <https://quizizz.com>



TÀI LIỆU HƯỚNG DẪN SỬ DỤNG QUIZZZ VÀ MYQUIZ

For Students - Quizzz

quizzz.com/join

QUIZZZ Find a quiz Home Activity Classes Log in Sign up

Nhập code GV cung cấp JOIN

Create an account Sign up Sign in 0-day streak Start your streak, play now!

Mathematics

Fraction Wall 12 Qs 382 plays

TRIGONOMETRIC FUNCTIONS Introduction to Trigonometric Functions 12 slides 2k plays

Multiplying and Multiplying Decimals 15 Qs 298 plays

Absolute Value 11 Qs 42k plays

AREA and PERIMETER 10 Qs 83 plays

English and Language Arts

Start Playing - Quizzz

quizzz.com/join/pre-game/running/U2FsdGVhX19rGyqoSCB4BmShXPjmT9723mfPqtaz09ToM24OxM8dWg%2526TDPBnCK&YFYkMdytEZbs9UeEg%...

999 304

Your Quizzz name is... Enter your name Start

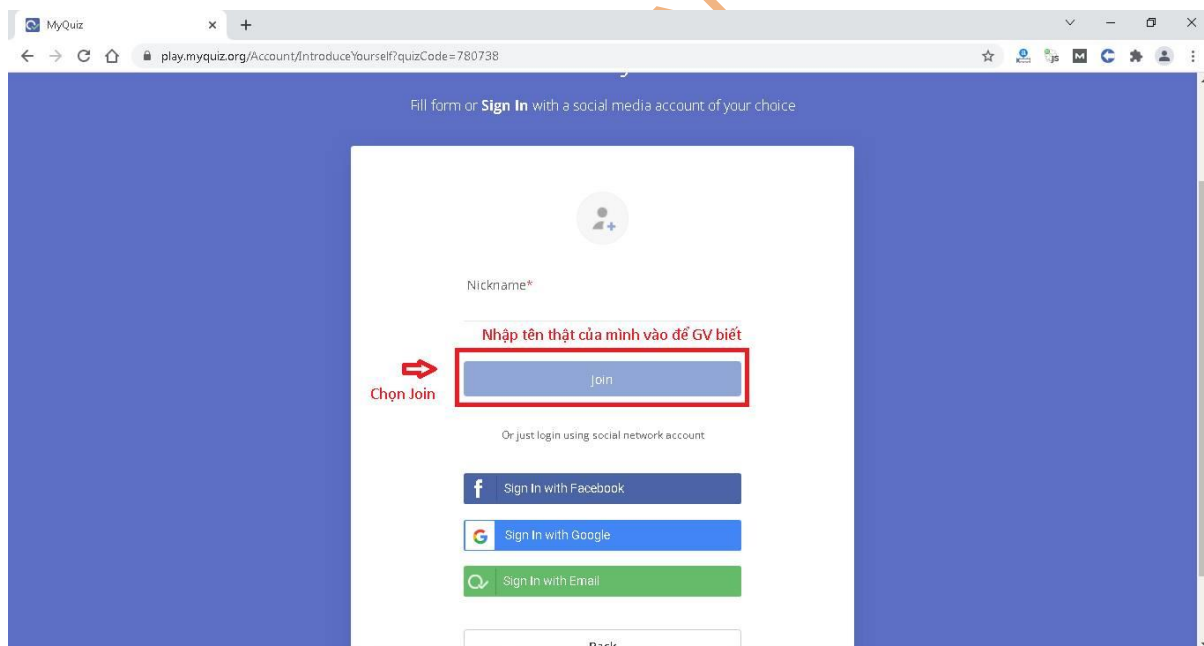
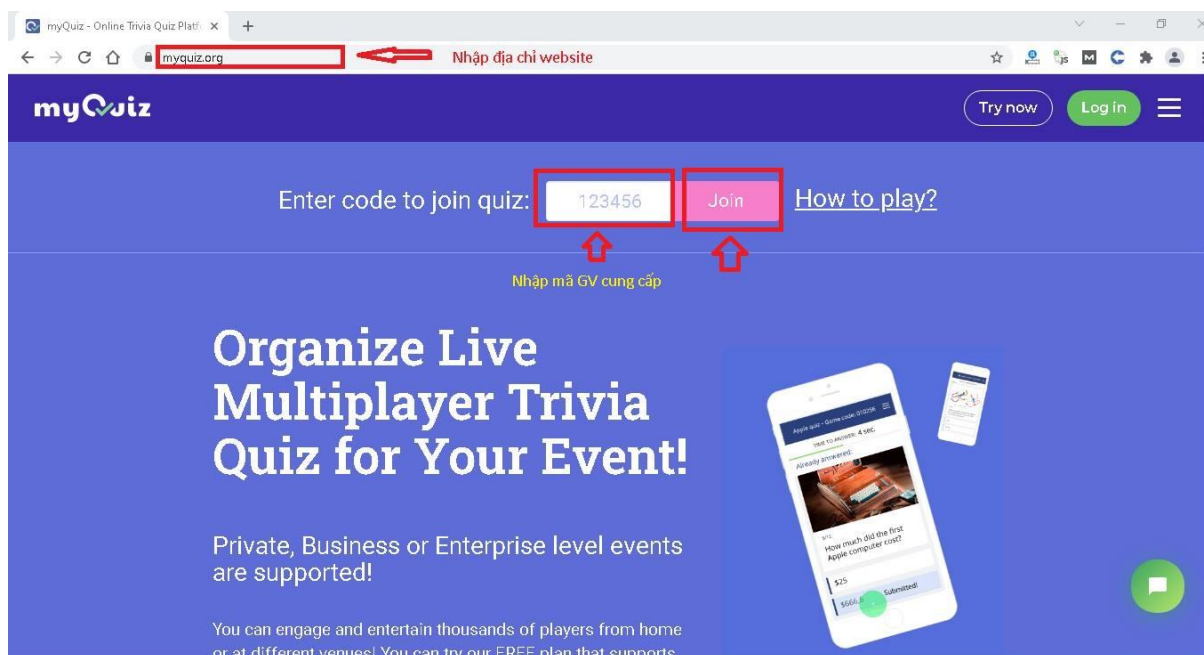
Settings

Music Memes

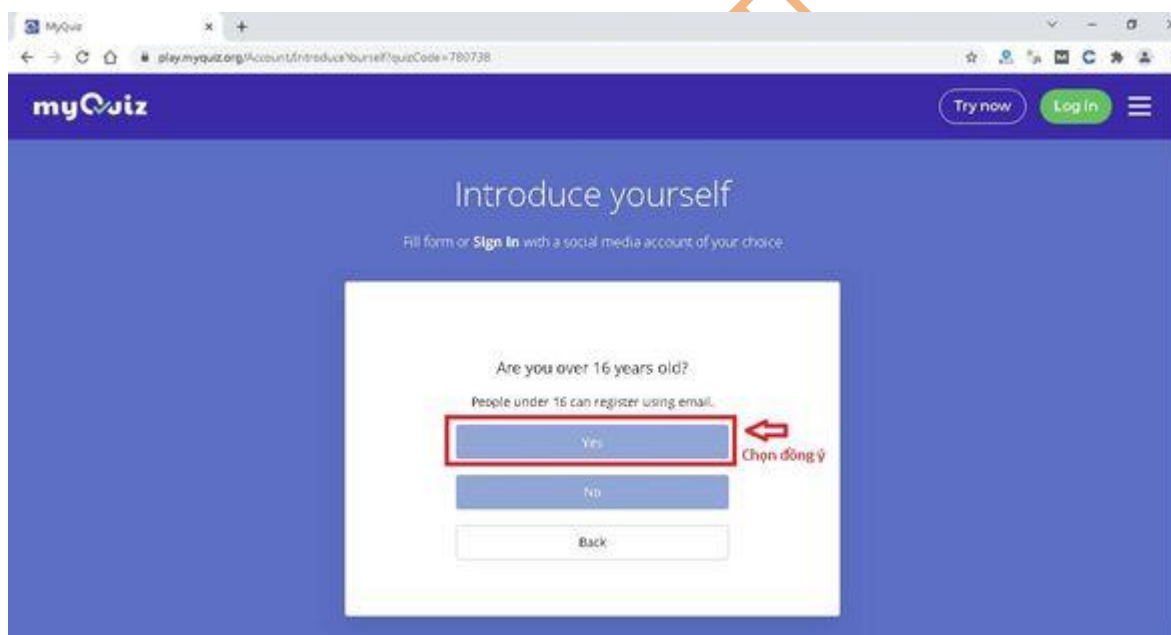
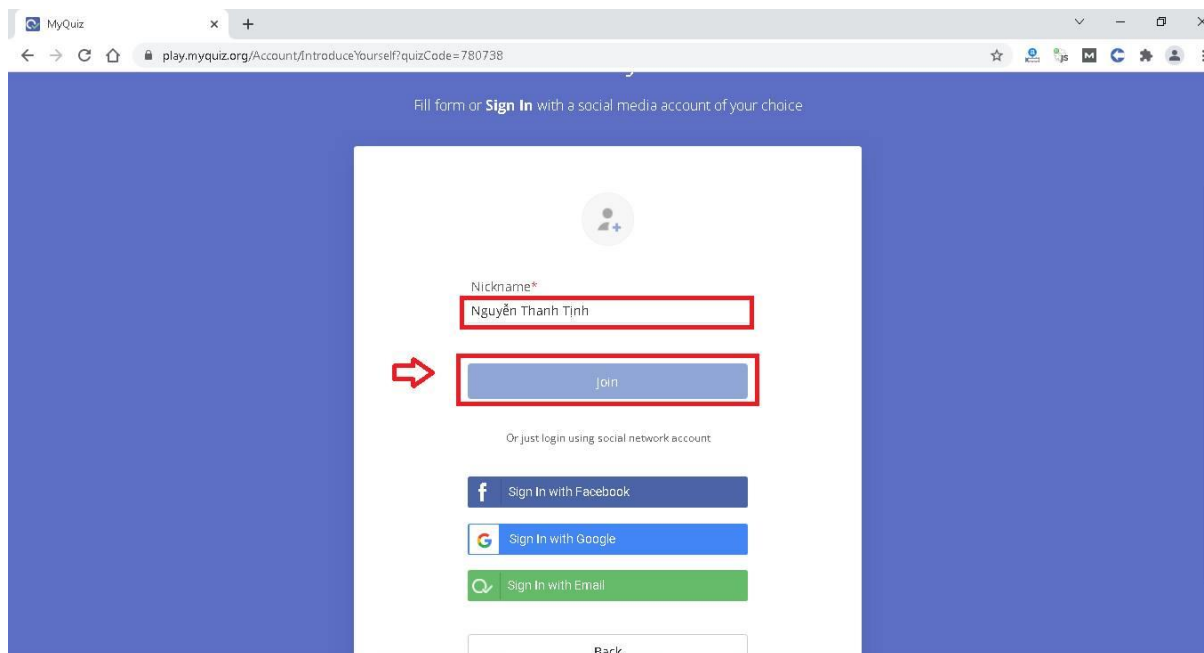
Sound effects Read aloud

III. HƯỚNG DẪN SỬ DỤNG MYQUIZ

- <https://myquiz.org>



TÀI LIỆU HƯỚNG DẪN SỬ DỤNG QUIZZZ VÀ MYQUIZ



TÀI LIỆU HƯỚNG DẪN SỬ DỤNG QUIZZZ VÀ MYQUIZ

The screenshot shows the MyQuiz website interface. At the top, there is a navigation bar with the MyQuiz logo on the left and a "Logout" button on the right. Below the navigation bar, the main content area is divided into several sections:

- Central Quiz Area:** A large white box with a blue border. At the top, it says "Waiting for players, starting soon" with a progress indicator (four dots, the first is filled). Below this is a digital timer showing "0" for days, hours, minutes, and seconds. Underneath the timer, the text reads "Ôn tập - Tin 6 - Chủ đề B" and "Tin 6 - Cảnh Diều". A red instruction says: "Các em học sinh làm đến bước này đợi các bạn khác cùng tham gia. Đợi GV bấm 'Start' để tham gia".
- Quiz code:** A white box on the right side of the main content area, currently empty.
- Connected users:** A white box below the quiz code, showing "Connected users: 1".
- How to play:** A white box on the right side of the main content area, containing three numbered steps:
 - The quiz starts with a question and several answers.
 - There could be more than one correct answer
 - At least one answer option must be incorrect.
 - Select the answer(s) and click on the "Confirm" button.
 - The first three players who answered correctly get bonus points.
 - At the end of the quiz a Leaderboard is shown.
 - If players have the same number of points, the winner will be the one who answered fastest.

At the bottom right of the main content area, it says "Powered By Azure".